



District Report Card: 2017


State: Chhattisgarh	District: Bilaspur (chhattisgarh)
Class: 5	Subject: Language
Schools: 61	Students: 1334


Participation/Coverage


Students

<div>GENDER</div> <div></div>	Boys		Girls	
	Number	%	Number	%
	660	49.48	674	50.52

<div>AREA</div> <div></div>	Rural		Urban	
	Number	%	Number	%
	1180	88.46	154	11.54

<div>CATEGORY</div> <div></div>	SC		ST		OBC		GEN	
	Number	%	Number	%	Number	%	Number	%
	332	24.89	314	23.54	657	49.25	31	2.32

<div>CWSN</div> <div></div>	LD	VI	HI	S&LD	ID	Oth
	2	2	2	4	2	2

<div>Management</div> <div></div>	Government		Government-aided	
	Number	%	Number	%
	1318	98.80	16	1.20

Average Performance of Students in Language (%)

Overall	Gender		Area		Management		Social Group			
	Male	Female	Rural	Urban	Govt.	Aided	SC	ST	OBC	GEN
49.98	48.32	51.60	49.05	57.10	50.31	22.92	50.14	49.00	50.31	51.18

Performance on Learning Outcomes (LOs)

Learning Outcomes	Description	Average Performance(%)
L504	Reads and comprehends independently storybooks, news items/ headlines, advertisements etc.	48.28
L508	Reads text with comprehension, locates details and sequence of events	50.83

Range of Performance of Students who Answered Correctly							
Below 30%		30% - 50%		50% - 75%		Above 75%	
Number	%	Number	%	Number	%	Number	%
292	21.89	358	26.84	439	32.91	245	18.37

Lowest Performing Learning Outcomes (LOs)

- 1 - Reads and comprehends independently storybooks, news items/ headlines, advertisements etc. (48.28)
- 2 - Reads text with comprehension, locates details and sequence of events (50.83)